


LEAP's Guide to Reading Graphic Novels



Elements of Graphic Novels

Text structure is in panels, which look like a comic book.

Read left to right as usual, but also notice panels can run up and down.

Graphic novels also use different fonts, punctuation, italic letters, and capital (uppercase) letters to help readers understand the story.

Blend printed text with pictures to tell a story.

Comprehension Tips

Prior knowledge: Think about what you already know about the topic and connect it to your reading.

Making inferences: Combining prior knowledge and text information to draw a conclusion that isn't explicitly stated in text. Use context clues and your background knowledge to infer, or make a logical guess about the author's meaning.


Toggle/go back and forth between words and pictures to make sense of the text. You have to use all the information the author gives you.

Helpful Information


Graphic Novels are NOT comic books. They ARE awesome to read, but take your time! There can be a lot to think about. You may want to look at the pictures & read words twice before turning the page.

HOW TO READ A GRAPHIC NOVEL

Start at the top left, just like any book.



Read from left to right, and use the pictures to understand the story.



Sometimes the panels are different shapes, but they read left to right and top to bottom.

If you aren't sure you understand, read it again!



HERE ARE SOME GRAPHIC NOVELS THAT WE RECOMMEND:

- New Kid by Jerry Craft
- Measuring Up by Lily LaMotte
- Front Desk by Kelly Yang
- Invisible by Christina Diaz Gonzales
- Smile by Reina Telgemeier